



# Electronic Pressurized Line Leak Detection (PLLD)

## Why Electronic PLLD for Detecting Line Leaks?

The Veeder-Root Electronic Pressurized Line Leak Detection (PLLD) system is designed to meet your everyday compliance needs. Our patented technology performs precision line leak testing at full pump pressure for 0.1 and 0.2 gallons per hour (gph) and a pressure decay test to meet the U.S. EPA 3.0 gph test requirements. The Veeder-Root Electronic PLLD system works in a variety of pressurized line applications, and offers flexible testing and digital reporting options, helping to detect catastrophic leaks. When paired with a TLS-450PLUS Automatic Tank Gauge (ATG), customers can monitor up to 1178 gallons of fuel line volume.



If the pressure is out of normal range, the TLS-450PLUS will record a failing result and generate an audible and visual alarm for the store operator.

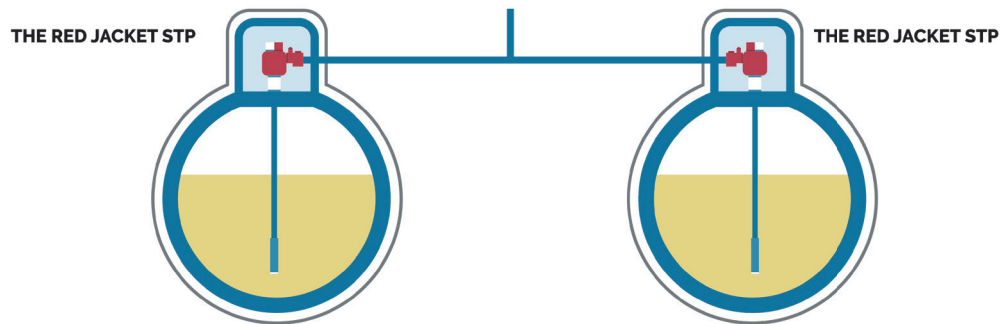


## SYSTEM FEATURES

- **Pressure sensor is installed without breaking piping or adding a new sump**, and is constructed with stainless steel to meet the challenges of a highly corrosive environment.
- **Test lines at full pressure** for quick and accurate results, without restricting fuel flow rate.
- **Conducts a 3.0 gph test**, which meets EPA and NFPA 30 release detection requirement for pressurized line systems, once all dispensing is completed to ensure the integrity of the line.
- **Standard 3.0 gph and optional 0.1 and 0.2 gph tests** can be manually performed to reset alarms.
- **Monitors line pressure during dispensing activity** to ensure a catastrophic leak is not occurring during a dispense. If a leak is detected at a pre-set pressure threshold, the system will shutoff power to the Submersible Turbine Pump (STP) to minimize environmental damage and prevent a public safety issue.
- **Built-in calibration verification** to notify the site operator when the pressure transducer is not operating properly.
- **Auto-Confirm function**, when enabled, runs a second line leak test, if an initial test failure occurs, to verify and reduce false alarms due to mechanical issues that may be occurring in other parts of the fueling system.
- **Provides two alarm shutdown options when failure occurs:** Standard Dispenser Shutdown (Alarm and Shutdown) and Optional No Shutdown (Alarm Only).
- **Not impacted by thermal contraction of fuel in the line** due to changes in temperature.

## ► SUPPORTS MANIFOLDED LINES

One transducer per manifolded line is required



### STPs and Piping

Supports a wide-range of pump and pipe types.

Utilizes Swiftcheck Valve on early generation Red Jacket Standard STPs.

For further details, [click here for the Line Leak Application Guide](#)

### Line Leak Transducer Specifications

<b>Operating Temperature</b>	- 25 °F to 130+ °F	
<b>Compatible Fuel Types</b>	<ul style="list-style-type: none"> <li>• Unleaded Gasoline</li> <li>• Leaded Gasoline</li> <li>• 5% Methanol</li> <li>• Up to 100% Ethanol</li> <li>• 15% MTBE</li> <li>• Diesel</li> </ul>	<ul style="list-style-type: none"> <li>• Biodiesel (Up to B100)</li> <li>• Kerosene</li> <li>• Jet Fuel</li> <li>• Aviation Gasoline</li> <li>• DEF</li> </ul>
<b>Line Flow Rate</b>	120 GPM Max w/ Swiftcheck Valve	
<b>Operating Range</b>	0 – 70 PSI	
<b>Proof Pressure</b>	200 PSI	
<b>Maximum Vertical Pipeline Height Above Transducer</b>	11 ft	
<b>Minimum Pump Output Pressure</b>	23 PSI	
<b>Maximum Volume of Fuel Monitored</b>	<ul style="list-style-type: none"> <li>• TLS-450PLUS – 1178 gallons</li> <li>• TLS-350 – 212 gallons</li> </ul>	

### TLS-450PLUS Line Leak Digital Transducer Ordering Information

Part Number	Description
859080-001	Digital Pressurized Line Leak Detector (DPLLD) without SwiftCheck Valve, UL
859080-002	Digital Pressurized Line Leak Detector (DPLLD) with SwiftCheck Valve, UL
332812-001	16 Input Universal Sensor Module (USM)
332813-001	5 Universal Input/Output Interface Module (UIOM), Relay Control and Input Signal Monitoring
332972-007	Ultimate Testing: Digital Line Leak Detection*
332972-008	Risk Management: Digital Line Leak Detection*
332972-009	Base Compliance: Digital Line Leak Detection*

### TLS-350 Line Leak Analog Transducer Ordering Information

Part Number	Description
848480-001	Pressurized Line Leak Detector (PLLD) without SwiftCheck Valve, UL
848480-003	Pressurized Line Leak Detector (PLLD) with SwiftCheck Valve, UL
330843-001	6 Input Pressurized Line Leak Interface for use with PLLD Module
330374-001	3 Output Pressurized Line Leak Controller
330160-010	Ultimate Testing: Pressurized Line Leak Detection (PLLD)*
330160-060	Risk Management: Pressurized Line Leak Detection (PLLD)*
330160-050	Base Compliance: Pressurized Line Leak Detection (PLLD)*

\* One per system required for precision line leak detection capability.

NOTE: The TLS-350 analog transducer is not compatible with the TLS-450PLUS ATG.